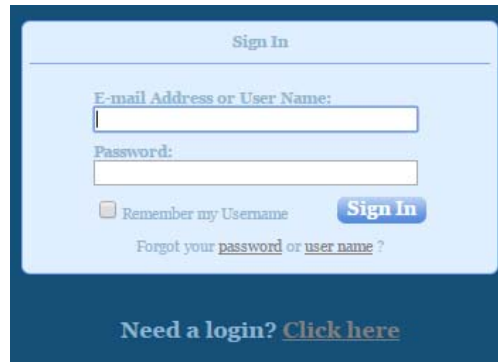


Parish Directory Login If you have already created a login account, [click here](#)

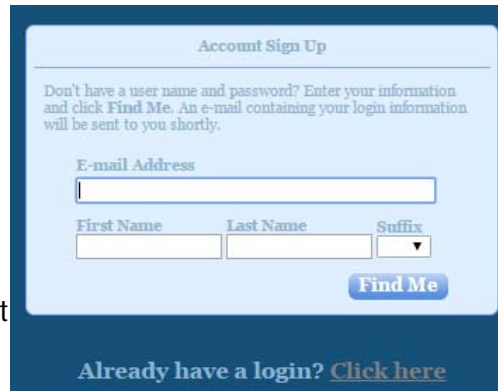
First time to the Trinity Member Login? You will need to create a Trinity Parish Member Account

To the right is the login screen you will see each time you visit the Parish Directory site.



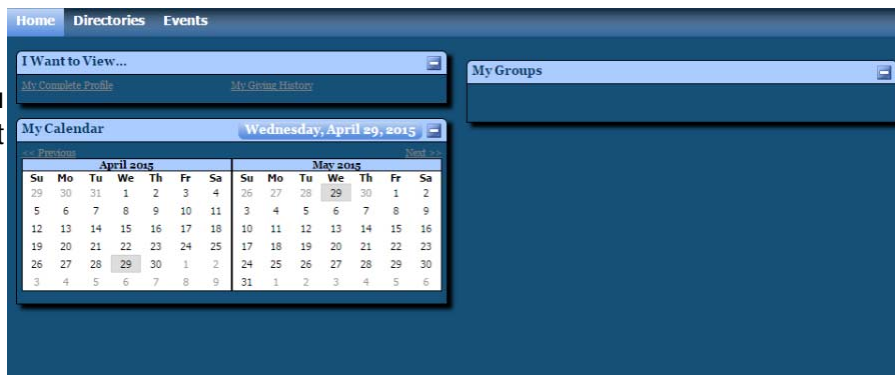
The first time, you will need to create a login by clicking the link next to "Need a login?"

On the next screen, you will be asked to enter your email address. This email address must be one that we have for you in our database. If your email address does not let you log in, either we have no email address for you or, the email address you are entering is one that we have not received to update your record. In either case, please email office@trinityasheville.org so that we may make corrections and then you may create a Directory login.



Your information will be verified, and you will be sent an email with a link you need to click. This will take you to the page to create a password.

Once your account is set up, you will be sent to your Member



screen. This is also the screen you will see from now on when you log in.

To view the Parish Directory, Click on "Directories" just above the "I Want to

View..." box.

Then select one of the following

Print an Individual Directory

Print a Family Directory

Print an Individual Directory with Photos

(do not use "**Family** Directory with Photos")

[Click Here to Set up Your Account](#) **REMEMBER TO CLICK "*Click Here*" BY "NEED A LOGIN?"**